



SWEEPERS
K46sw | K33sw

Featuring a direct-throw sweeping system, large-capacity baghouse filter, twin side brooms, and a heavy duty hopper, this sweeper meets tough cleaning challenges without flinching. A range of broom choices to tackle debris and same day parts shipping allows non-stop powerful cleaning around the world.




Unleash Your Full Cleaning Potential

Phone: 262-833-4025 Toll Free: 855-965-0011 www.kodiakequip.com



Full Range Handmade In Wisconsin, USA



SWEEPER SPECS & UNDER THE HOOD


Manual Broom Levers




Off The Shelf Gauges / Toggles




Choice Of Brush



Blue / Strobe / Head Lights



Battery Upgrades



Sweepers

K33SW K46SW

Sweep Path:	34 in 86 cm	46 in 117 cm
Main Broom (D x L):	10 x 26 in 25 x 66 cm	10 x 32 in 25 x 81 cm
Side Brooms:	(x1) 17 in (x1) 43 cm	(x2) 17 in (x2) 43 cm
Dimensions (LxWxH):	58 x 31 x 38 in* 147 x 79 x 96 cm	64 x 37 x 50 in* 163 x 94 x 140 cm
Hopper Capacity:	2 Cubic ft 56 liters	4.2 Cubic ft 119 liters
Run Time:	Up to 4 Hours*	Up to 5 Hours*
Theoretical Coverage:	22,648 sqft/hr* 2,104 sqm/hr*	80,391 sqft/hr* 7,469 sqm/hr*

Practical Coverage:	18,750 sqft/hr* 1,742 sqm/hr*	63,448 sqft/hr* 5,895 sqm/hr*
----------------------------	----------------------------------	----------------------------------

*Coverage is based off of ISSA 2010 Cleaning Times

